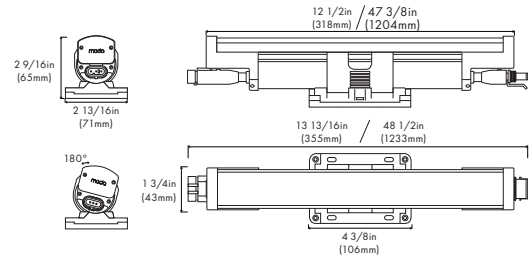



Project Name: _____ SKU: _____

MODA Contact: _____ E-Mail: _____

Type: _____ PO#: _____ Quantity: _____

Notes: _____



PHYSICAL

Dimensions	L: 12 1/2in (318mm) L: 47 3/8in (1204mm)	W: 2 13/16in (71mm) H: 2 9/16in (65mm)
Weight	12in: 1.3lbs (0.6kg) 48in: 4.9lbs (2.22kg)	
Applications	Graze, Accent, & Indirect General Illumination	
Construction	Pure Aluminum Body, Polycarbonate Mounting Bracket and Polycarbonate Optical Lens	
Ingress Protection	Wet Location IP66	
Thermal Management	Moda Aluminum Heat Sink	
Fixture Connections	Integral Male & Female Connectors	
Operating Temperature	-40°F ~ 122°F (-40°C ~ 50°C)	
Storage Temperature	-40°F ~ 176°F (-40°C ~ 80°C)	
Humidity	0-95% Non Condensing	

SPECIFICATIONS

	Lumens		Efficacy	
	1FT	4FT	1FT	4FT
LO	250 - 352	1002 - 1406	62 - 88	62 - 87
SO	339 - 494	1368 - 1975	68 - 99	72 - 104
SO+	890 - 951	3261 - 3358	89 - 94	81 - 84
HO	1140 - 1407	4264 - 5163	114 - 141	106 - 129
HO+	1085 - 1240	4300 - 4960	108 - 124	108 - 124

POWER CONSUMPTION

	120V - 277V AC	
	1FT	4FT
LO	4W	16W
SO	5W	19W
SO+	10W	40W
HO	10W	40W
HO+	10W	40W

OUTPUT

Colors	2200K*, 2700K, 3000K, 3500K, 4000K
Beam Angle	6°, 10°, 25°, 40°, 10°x40°, 30°x60°, Forward Throw Asymmetric, or 30°x100° optic options
CRI	94-98
SDCM	2-Step MacAdam Ellipse
Color Bin Tolerance	Single Bin
Lumen Maintenance	90,000 Hours L70 @ 25°C 70,000 Hours L70 @ 50°C
Testing Data	Light Data LM-79-08 & LM-80-08
Dimming Range	100%-0% flicker-free *2200K not available for SO+ or HO.

ELECTRICAL

Input Voltage	100-277V AC 50Hz/60Hz
Control	Electronic Low Voltage Reverse Phase Trailing Edge
Power Factor	≥ 0.98

MAX CONTINUOUS RUN

	120V AC	277V AC
LO	180ft	360ft
SO	120ft	240ft
SO+	60ft	120ft
HO	60ft	120ft
HO+	60ft	120ft

STANDARDS & CERTIFICATIONS



Certification	Tested to UL & CSA by Intertek For Use in USA & CANADA. Exceeds ANSI C78.377-2015, CE, CCC, C-Tick, RoHS, & WEEE Compliant.
Class	1
Warranty	3 Year Limited Warranty

1FT	6°		10°		25°		40°		10°x40°		30°x60°		Forward Throw Asymmetric		
Output	CCT	Lumens	Efficacy	Lumens	Efficacy	Lumens	Efficacy	Lumens	Efficacy	Lumens	Efficacy	Lumens	Efficacy	Lumens	Efficacy
SO+	2700K	940.08	94.00	928.08	92.80	914.08	91.40	904.08	90.40	1012.70	101.27	892.08	89.08	890.08	89.00
	3000K	942.05	94.20	930.05	93.00	916.05	91.60	906.05	90.60	1014.30	101.43	894.50	89.40	892.05	89.20
	3500K	945.05	94.50	933.05	93.30	919.05	91.90	909.05	90.90	1017.60	101.76	897.05	89.70	895.05	89.50
	4000K	951.05	95.10	939.05	93.90	925.05	92.50	915.05	91.50	1026.30	102.63	903.05	90.30	901.05	90.10
HO	2700K	1190.26	119.02	1178.26	117.82	1164.26	116.42	1154.26	115.42	1145.26	114.52	1142.26	114.22	1140.26	114.02
	3000K	1320.36	132.03	1298.36	129.83	1284.36	128.43	1197.05	119.71	1265.36	126.53	1262.36	126.23	1260.36	126.03
	3500K	1358.10	135.81	1346.10	134.61	1322.10	133.21	1322.10	132.21	1313.10	131.31	1310.10	132.01	1308.10	130.81
	4000K	1407.15	140.71	1395.15	139.51	1381.15	138.11	1371.15	137.11	1362.15	136.21	1359.15	135.91	1359.15	135.91

1FT	30°x100°			30°x100°			30°x100°				
Output	CCT	Lumens	Efficacy	Output	CCT	Lumens	Efficacy	Output	CCT	Lumens	Efficacy
LO	2200K	250.50	62.00	SO	2200K	339.80	67.96	HO+	2200K	1085.20	108.52
	2700K	310.00	77.00		2700K	450.67	90.13		2700K	1219.74	121.97
	3000K	322.00	83.00		3000K	490.25	98.05		3000K	1223.56	122.35
	3500K	344.00	86.00		3500K	491.33	98.26		3500K	1236.09	123.60
4000K	352.00	88.00	4000K	493.84	98.76	4000K	1240.01	124.00			

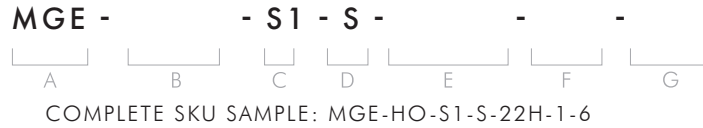
4FT	6°		10°		25°		40°		10°x40°		30°x60°		Forward Throw Asymmetric		
Output	CCT	Lumens	Efficacy	Lumens	Efficacy	Lumens	Efficacy	Lumens	Efficacy	Lumens	Efficacy	Lumens	Efficacy	Lumens	Efficacy
SO+	2700K	3310.67	82.76	3298.67	82.46	3284.68	82.11	3274.68	81.86	3765.68	81.64	3262.68	81.56	3260.68	81.51
	3000K	3318.23	82.95	3306.23	82.65	3292.23	82.30	3282.23	82.05	3273.23	81.83	3270.23	81.75	3292.23	82.30
	3500K	3335.20	83.38	3323.20	83.08	3309.20	82.73	3299.10	82.48	3290.20	82.25	3287.20	82.18	3285.20	82.13
	4000K	3358.40	83.96	3346.40	83.66	3332.40	83.31	3322.40	83.06	3313.40	82.83	3310.40	82.76	3308.40	82.71
HO	2700K	4314.02	107.85	4302.02	107.55	4288.02	107.20	4278.02	106.95	4269.02	106.72	4266.02	106.65	4264.02	106.60
	3000K	4785.40	119.63	4773.40	119.34	4759.40	118.98	4749.40	118.73	4740.40	118.51	4737.40	118.43	4735.40	118.38
	3500K	4982.40	124.56	4956.40	123.91	4956.40	123.91	4946.40	123.66	4937.40	123.43	4934.40	123.36	4932.40	123.31
	4000K	5162.60	129.06	5150.60	128.77	5136.60	128.41	5126.60	128.16	5117.60	127.94	5114.60	127.86	5112.60	127.81

4FT	30°x100°			30°x100°			30°x100°				
Output	CCT	Lumens	Efficacy	Output	CCT	Lumens	Efficacy	Output	CCT	Lumens	Efficacy
LO	2200K	1002.00	62.62	SO	2200K	1368.11	72.00	HO+	2200K	4300.80	107.52
	2700K	1234.00	77.00		2700K	1783.10	93.84		2700K	4587.96	114.69
	3000K	1316.00	82.00		3000K	1820.18	95.79		3000K	4794.28	119.85
	3500K	1366.00	85.00		3500K	1900.45	100.02		3500K	4844.63	121.11
4000K	1406.00	87.00	4000K	1975.36	103.96	4000K	4960.04	124.00			

BEAM ANGLE

	LO	SO	SO+	HO	HO+
6° / 10° / 25° / 40° / 10°x40° / 30°x60°			•	•	
Forward Throw Asymmetric					
30°x100°	•	•			•

• Available



A - FIXTURE & LOCATION

MGE — Moda Graze Exterior

B - LIGHT OUTPUT

LO — Low Output
 SO — Standard Output
 SO+ — Standard Output Plus
 HO — High Output
 HO+ — High Output Plus

C - SERIES NUMBER

S1 — Series 1

D - PRODUCT FINISH

S — Silver

E - FIXTURE & LOCATION

22H* — 2200K
 27H — 2700K
 3H — 3000K
 35H — 3500K
 4H — 4000K

*Not available for SO+ and HO

F - LENGTH

1 — 1FT
 4 — 4FT

G - OPTIC

6* — 6° x 6°
 10* — 10° x 10°
 25* — 25° x 25°
 40* — 40° x 40°
 140* — 10° x 40°
 360* — 30° x 60°
 365* — Forward Throw Asymmetric
 310** — 30° x 100°

*Available only in SO+ and HO

**Available only in LO, SO and HO+

ACCESSORIES	DESCRIPTION	ORDERING SKU
Leader Cable US 3 Pin 25FT	Power to first fixture of run	MLCE-US-3PIN-B-25FT
Leader Cable US 3 Pin 50FT	Power to first fixture of run	MLCE-US-3PIN-B-50FT
Jumper Cable US 3 Pin 1FT	Connection between fixtures	MJCE-US-3PIN-B-1FT
Jumper Cable US 3 Pin 4FT	Connection between fixtures	MJCE-US-3PIN-B-4FT
Leader Cable EU 3 Pin 10M	Power to first fixture of run	MLCE-EU-3PIN-B-10M
Leader Cable EU 3 Pin 15M	Power to first fixture of run	MLCE-EU-3PIN-B-15M
Jumper Cable EU 3 Pin 300MM	Connection between fixtures	MJCE-EU-3PIN-B-300MM
Jumper Cable EU 3 Pin 1M	Connection between fixtures	MJCE-EU-3PIN-B-1M
Terminator 3 Pin	Must be fixed to last fixture for safety	MTE-3PIN-B
Exterior Bracket Lock	Holds fixture in place for vertical installations	MCGE-BL-G

CONTROLS	DESCRIPTION	ORDERING SKU
Bridge 1 US	Allows user to convert a 0-10V dimming signal into an ELV dimming signal. North American Model	250-0000