

PAGE


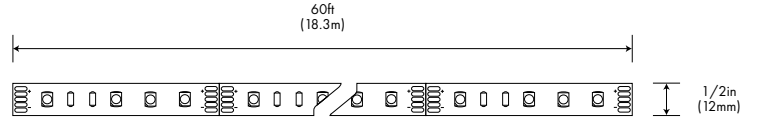
2	PRODUCT SPECIFICATIONS
3	WIRING
4	VOLTAGE DROP CALCULATOR & POWER CONSUMPTION
5	22-18K PHOTOMETRIC DATA
6	30-22K PHOTOMETRIC DATA
7	TM30
8	FIXTURES & ACCESSORIES INDEX

Project Name: _____ SKU: _____

MODA Contact: _____ E-Mail: _____

Type: _____ PO#: _____ Quantity: _____

Notes: _____



LED

MODA 3030 Specification Grade Dies

Premium Epistar Wafers

Mitsubishi Chemical Phosphors

Pure Gold Wires

80µm Silver Double Bonded

Zero Bin Technology - Every Reel is the Same!

PHYSICAL

Dimensions	L: 60ft reel (18,288mm)	W: 1/2in (13mm) H: 1/8in (3mm)
Weight	10.9 oz per reel	
LED Spacing	7/16in	
Cutting Distance	4in	
Applications	Cabinet, Cove, Display, Niches, Perimeter Lighting	
Construction	Constant Voltage design protects LEDs and prolongs life. White FPCB.	
Fixture Connections	Push to Fit Connectors	
Operating Temperature	-22°F - 122°F (-30°C - 70°C)	
Storage Temperature	-40°F - 176°F (-40°C - 80°C)	
Humidity	0-95% Condensing	
Environment	Dry Location - IP20	

ELECTRICAL

Input Voltage	24V DC
Power Consumption	7.5W/FT (0.312A)*
Power Factor	<1
Control	0-10V
Emergency	N/A

* Varies based on length of run and driver

MAX CONTINUOUS RUN

60W Driver 7ft 96W Driver 12ft

OUTPUT

CCT & SDCM	GD-2700-1800K - 2 Step MacAdam Ellipse GD-3000-2200K - 2 Step MacAdam Ellipse
Delivered Lumens	379 lm 1FT @2700k 420 lm 1FT @3000K
Color Bin Tolerance	+3% / -3%
Lumen Maintenance	L70 - 50,000 Hours
Testing Data	LM-80-15

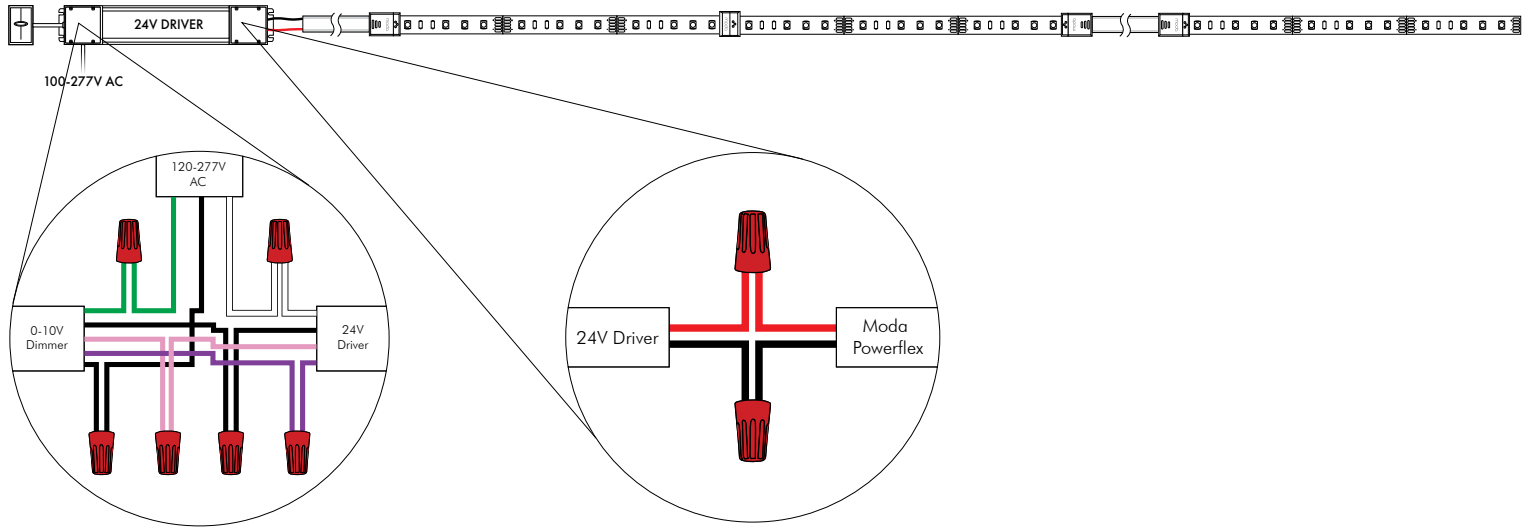
MODA TECHNOLOGY

modaLED[™] modaHIGH CRI[™] modaPHOSPHOR[™]

STANDARDS & CERTIFICATIONS

Certification	    <p>Tested to UL & CSA by Intertek for use in USA & Canada. RoHS & WEEE Compliant. Title 24, JA8-2019 Compliant.</p>
Class	2
Warranty	5 Year Limited Warranty

UL / cUL 0-10V Dimming

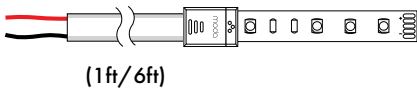


24V DRIVERS WIRING LEGEND

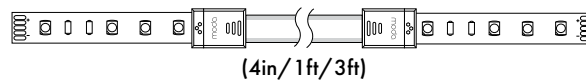
Power (120-277V AC)	UL/cUL	24V Driver
Power Positive Power Negative Ground	Power Positive Power Negative	Power Positive Power Negative Ground Data Positive Data Negative

TOOL-LESS, SOLDER-LESS, RAPID FIT CONNECTORS

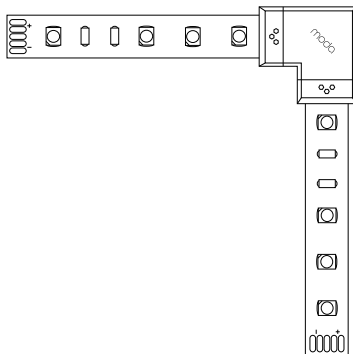
LEADER CABLE



JUMPER CABLE



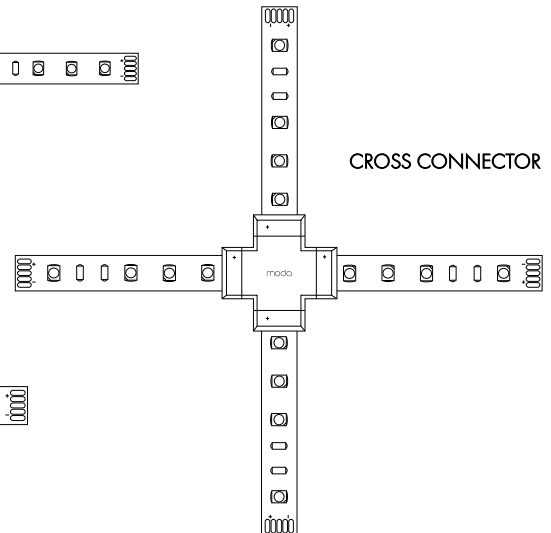
CORNER CONNECTOR



IN-LINE CONNECTOR



CROSS CONNECTOR

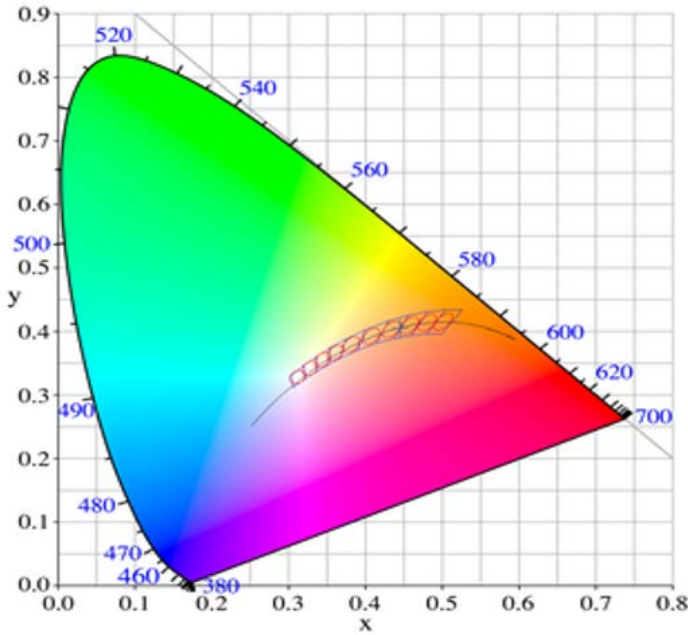


Wattage	Maximum cable length from LED Driver to Start of Flex (in feet)				
	10AWG	12AWG	14AWG	16AWG	18AWG
5	1379.4	867.7	678.1	342.8	215.2
10	706.5	444.4	322.9	175.6	110.2
15	459.8	289.2	215.2	114.2	71.7
20	349.0	219.5	163.3	86.7	54.4
25	278.5	175.2	130.4	69.2	43.4
30	231.7	145.7	108.5	57.6	36.1
35	199.7	125.6	92.9	49.6	31.1
40	173.4	109.1	81.2	43.1	27.0
45	154.0	96.9	72.1	38.3	24.0
50	139.2	87.6	65.2	34.6	21.7
55	126.5	79.5	59.2	31.4	19.7
60	115.8	72.8	54.2	28.8	18.1
65	106.8	67.2	50.0	26.6	16.7
70	99.2	62.4	39.4	24.7	15.5
75	92.5	58.2	36.7	23.1	14.5
80	86.9	54.7	34.4	21.6	13.5
85	81.8	51.4	32.4	20.3	12.7
90	77.2	48.6	30.5	19.2	12.0
96	72.4	45.5	28.6	18.0	11.3

POWER CONSUMPTION

Length (ft)	W/ft	Total W
0		1.05
1	9.6	9.60
2	8.9	17.70
3	8.4	25.30
4	8.3	33.10
5	8.1	40.60
6	8.0	48.00
7	7.8	54.80
8	7.7	61.70
9	7.6	68.30
10	7.2	71.90
11	7.1	77.60
12	6.9	83.00
13	6.8	87.80
14	6.6	92.40
15	6.5	97.40

CIE 1931 CHROMATICITY DIAGRAM



R VALUES

R1	R2	R3	R4	R5
95	98	96	94	95
R6	R7	R8	R9	R10
96	99	93	97	90
R11	R12	R13	R14	R15
90	93	96	97	96

Coordinates

x: 0.4454 y: 0.4047 u: 0.2558 v: 0.5229

	Efficacy (lm/W)	CRI	CQS	Rf	Rg	Flicker
GD27-18K	102.4	96.29	96.17	95.56	102.94	0.35

ILLUMINANCE AT A DISTANCE

	Center Beam FC	Beam Width
2.0 ft	33.19 fc	5.9 ft 6.8 ft
4.0 ft	8.30 fc	11.8 ft 13.6 ft
6.0 ft	3.69 fc	17.7 ft 20.5 ft
8.0 ft	2.07 fc	23.7 ft 27.3 ft
10.0 ft	1.33 fc	29.6 ft 34.1 ft
12.0 ft	0.92 fc	35.5 ft 40.9 ft

Vert. Spread: 115.3°
Horiz. Spread: 117.1°

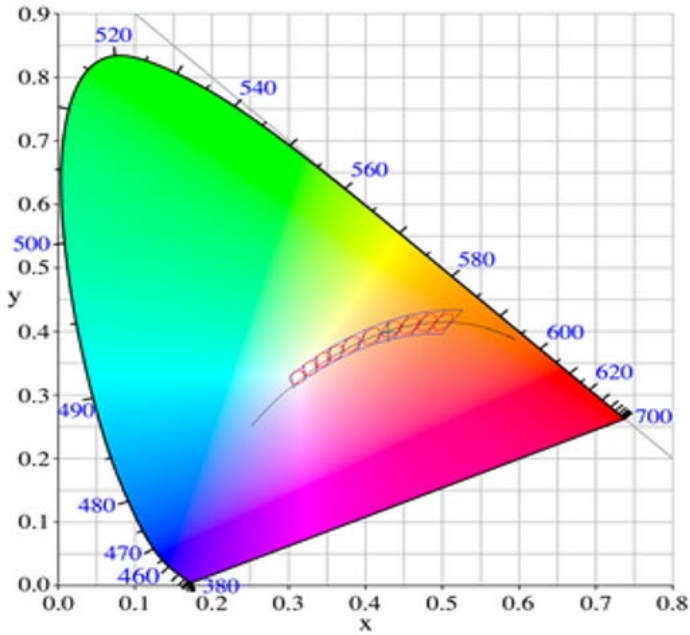
ZONAL LUMEN SUMMARY

Zone	Lumens	% Lamp	% Fixt
0-30	98.54	N/A	26.00%
0-40	162.97	N/A	43.00%
0-60	292.59	N/A	77.20%
60-90	82.62	N/A	21.80%
0-90	375.21	N/A	99.00%
90-180	3.79	N/A	1.00%
0-180	379.00	N/A	100.00%

LUMENS PER ZONE

Zone	Lumens	% Lamp	% Fixt
0-10	12.13	N/A	3.20%
10-20	34.49	N/A	9.10%
20-30	52.30	N/A	13.80%
30-40	64.43	N/A	17.00%
40-50	67.84	N/A	17.90%
50-60	61.78	N/A	16.30%
60-70	47.75	N/A	12.60%
70-80	27.29	N/A	7.20%
80-90	7.58	N/A	2.00%
90-100	0.00	N/A	0.00%

CIE 1931 CHROMATICITY DIAGRAM



R VALUES

R1	R2	R3	R4	R5
94	96	99	94	94
R6	R7	R8	R9	R10
92	96	96	95	92
R11	R12	R13	R14	R15
91	85	94	99	96

Coordinates

x: 0.4753 y: 0.4237 u: 0.2933 v: 0.5498

	Efficacy (lm/W)	CRI	CQS	Rf	Rg	Flicker
GD30-22K	109.8	95	94.52	91	98	0

ILLUMINANCE AT A DISTANCE

	Center Beam FC	Beam Width
2.0 ft	36.78 fc	5.9 ft 6.8 ft
4.0 ft	9.19 fc	11.8 ft 13.6 ft
6.0 ft	4.09 fc	17.7 ft 20.5 ft
8.0 ft	2.30 fc	23.7 ft 27.3 ft
10.0 ft	1.47 fc	29.6 ft 34.1 ft
12.0 ft	1.02 fc	35.5 ft 40.9 ft

Vert. Spread: 115.3°
Horiz. Spread: 117.1°

ZONAL LUMEN SUMMARY


Zone	Lumens	% Lamp	% Fixt
0-30	109.20	N/A	26.00%
0-40	180.60	N/A	43.00%
0-60	324.24	N/A	77.20%
60-90	91.56	N/A	21.80%
0-90	415.80	N/A	99.00%
90-180	4.20	N/A	1.00%
0-180	420.00	N/A	100.00%

LUMENS PER ZONE

Zone	Lumens	% Lamp	% Fixt
0-10	13.44	N/A	3.20%
10-20	38.22	N/A	9.10%
20-30	57.96	N/A	13.80%
30-40	71.40	N/A	17.00%
40-50	75.18	N/A	17.90%
50-60	68.46	N/A	16.30%
60-70	52.92	N/A	12.60%
70-80	30.24	N/A	7.20%
80-90	8.40	N/A	2.00%
90-100	0.00	N/A	0.00%

2700K

Color Vector Graphic




Test — Reference —

Color Distortion Graphic




1800K

Color Vector Graphic




Test — Reference —

Color Distortion Graphic




3000K

Color Vector Graphic



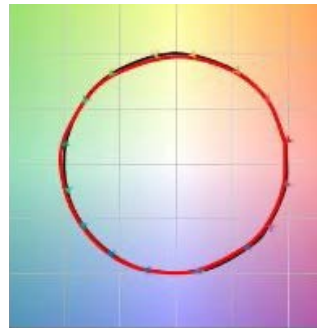
Test — Reference —

Color Distortion Graphic



2200K

Color Vector Graphic



Test — Reference —

Color Distortion Graphic



FIXTURE	DESCRIPTION	ORDERING SKU
MODA Powerflex Interior Standard Pitch USA High Output White PCB 24V	GD-2700-1800K 7.5W/FT IP20 95CRI	MPFI-SP-US-HO-S1-W-24V-GD27-18K-95-
MODA Powerflex Interior Standard Pitch USA High Output White PCB 24V	GD-3000-2200K 7.5W/FT IP20 95CRI	MPFI-SP-US-HO-S1-W-24V-GD30-22K-95-

ACCESSORIES	DESCRIPTION	ORDERING SKU
Leader Cable 1FT	Connects Powerflex to Power Supply	MPFI-GD-DW-S1-W-LEAD-1FT
Leader Cable 6FT	Connects Powerflex to Power Supply	MPFI-GD-DW-S1-W-LEAD-6FT
Jumper Cable 4IN	Connects 2 Powerflex – enables flexible bends	MPFI-S1-W-JUMP-4IN
Jumper Cable 1FT	Connects 2 Powerflex – enables flexible bends	MPFI-S1-W-JUMP-1FT
Jumper Cable 3FT	Connects 2 Powerflex – enables flexible bends	MPFI-S1-W-JUMP-3FT
Corner Connector	Connects 2 Powerflex at 90°	MPFI-S1-W-LCONN
In-Line Connector	Connects 2 Powerflex together	MPFI-S1-W-SCONN
Cross Connector	Connects 4 Powerflex - X configuration	MPFI-S1-W-XCONN

DRIVERS	DESCRIPTION	ORDERING SKU
96W	120-277V 96W Class 2 0-10V 24VDC c/w Junction Box	MP96
96W x 2	120-277V 2 channel 96W Class 2 0-10V 24VDC c/w Junction Box	MPJB962
96W x 3	120-277V 3 channel 96W Class 2 0-10V 24VDC c/w Junction Box	MPJB963
96W x 4	120-277V 4 channel 96W Class 2 0-10V 24VDC c/w Junction Box	MPJB964
96W x 5	120-277V 5 channel 96W Class 2 0-10V 24VDC c/w Junction Box	MPJB965
96W x 6	120-277V 6 channel 96W Class 2 0-10V 24VDC c/w Junction Box	MPJB966
96W x 7	120-277V 7 channel 96W Class 2 0-10V 24VDC c/w Junction Box	MPJB967

CONTROLLERS	DESCRIPTION	ORDERING SKU
Glow Dim Dimming Module	DC/DC (0/1-10V+PWM) LED Dimming Module	SLD-DimTW