

Project Name: _____ SKU: _____


MODA Contact: _____ E-Mail: _____

Type: _____ PO#: _____ Quantity: _____

Notes: _____

A new low-voltage grazing platform capable of three-dimensional field bending—horizontal and vertical—for smooth clean wall-wash illumination. Features tool-less anti wicking inter-fixture connections and three optic options.

Offered in seven lengths from 10 in. to over 6.5 ft, powered by a single Class 2 driver. Constructed with an IK08 silicone body and multiple mounting solutions, including custom cable lengths, hidden cable connections, a bendable track system, and an optional glare shield. Suitable for interior or exterior use. Anti-UV and wet-location rated.



OUTPUT

CCT	Dynamic White 2700K-6500K	
Beam Angle	30°x30°, 30°x60°	
	2700K	6500K
Delivered Lumens	30°x30°	316 lm/ft
	30°x60°	278 lm/ft
SDCM	2 Step MacAdam Ellipse	
Efficacy (lm/W)	30°x30°	100.50 lm/W
	30°x60°	90.70 lm/W
Lumen Maintenance	L70 - 50,000 Hours	
Testing Data	LM79-19, LM-80-15	

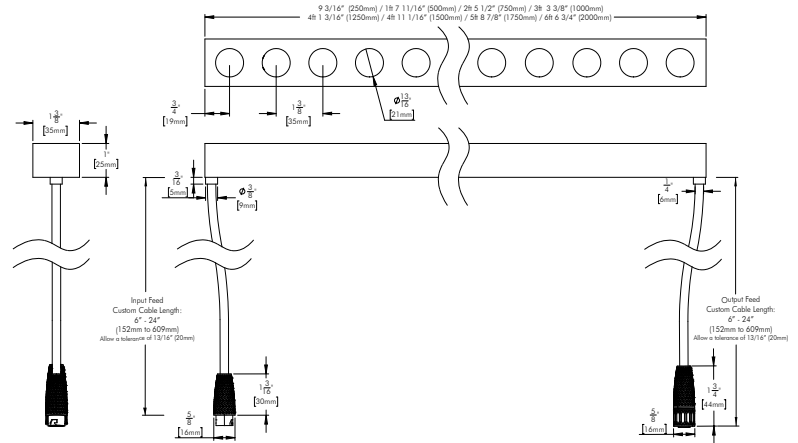
PHYSICAL

Applications
Facade Wash, Stairwell & Corridor Grazing
Highlighting Stone, Brick & Masonry, Accent Plaster or Stucco Walls, Curved or Freeform Walls, Columns, Niches & Recesses, Niche & Cove Lighting with Sculptural Intent, Highlight Sculptures & Reliefs, Wall Murals & Textured Art Installations, Way-finding & Guidance Lighting

Dimensions	Width: 1 3/8" (35mm) Height: 1" (25mm)
	Length: See Line Drawing
Weight	11.8oz (335g) / 1ft See Lengths and Weight Table
Case Finish	White or Black
Construction	Silicone
Thermal Management	Cool to Touch, Free Air Convection
Fixture Connections	Injection-molded Leader and Jumper cables
Operating Temperature	-40°~131°F (-40~55°C)
Ambient Installation Temp	>-40°F (>-40°C)
Storage Temperature	-40°F ~ 140°F (-40°C ~ 60°C)
Environment	Wet Location - Exterior, Interior UV Protected
IP Rating	IP67
Vibration	3G - ANSI C136.31 for bridge applications
IK Rating	IK08

DIMENSIONS AND WEIGHT

LENGTHS / WEIGHT	9 3/16" (250mm)	1ft 7 11/16" (500mm)	2ft 5 1/2" (750mm)	3ft 3 3/8" (1000mm)
	9.7oz (275g)	19.4oz (550g)	29.1oz (825g)	38.8oz (1100g)
	4ft 1 3/16" (1250mm)	4ft 11 1/16" (1500mm)	5ft 8 7/8" (1750mm)	6ft 6 3/4" (2000mm)
	48.5oz (1375g)	58.2oz (1650g)	67.9oz (1925g)	77.6oz (2200g)



ELECTRICAL

Input Voltage	24V DC
Power Consumption	7.3W/ft (0.304A)
Control	Dependant on driver

MAX CONTINUOUS RUN

96W Driver	11 1/2ft (3500mm)
Fixture Connections	Limited to 5 fixture connections

STANDARDS & CERTIFICATIONS

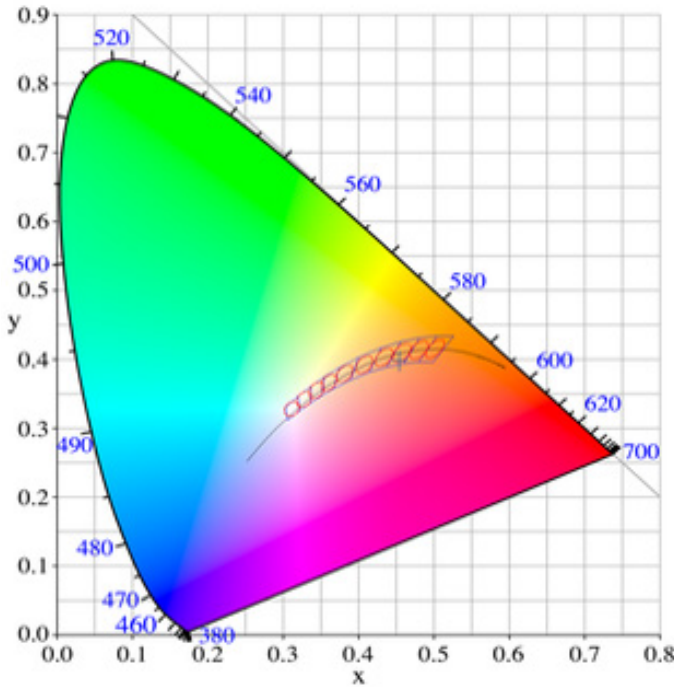


Certification	Tested to UL 2108, Edition 2 & CSA C22.2 NO. 250.2, 1st Ed., for use in USA & Canada. RoHS Compliant.
Class	2
Warranty	3 Year Limited Warranty

SPECIFICATION

30x30 BEAM ANGLE - 2700K

CIE 1931 CHROMATICITY DIAGRAM



R VALUES

R1	R2	R3	R4	R5
90	98	90	89	92
R6	R7	R8	R9	R10
93	80	62	22	98
R11	R12	R13	R14	R15
94	88	93	95	80

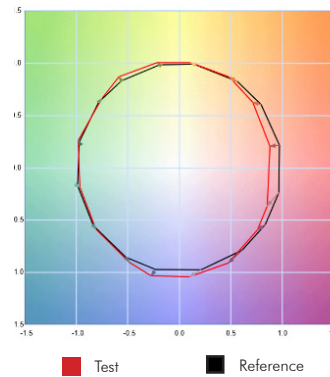
Coordinates

x: 0.4548 y: 0.3984 u: 0.2647 v: 0.5218

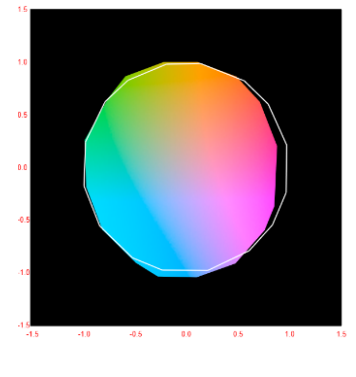
Efficacy (lm/W)	CRI	CQS	Rf	Rg	Flicker
100.50	86.87	85.72	86.83	98.93	0

TM30 DATA

Color Vector Graphic



Color Distortion Graphic



ILLUMINANCE AT A DISTANCE

	Center Beam FC	Beam Width
2.0 ft	13.84 fc	5.9 ft 6.8 ft
4.0 ft	3.46 fc	11.8 ft 13.6 ft
6.0 ft	1.54 fc	17.7 ft 20.5 ft
8.0 ft	0.87 fc	23.7 ft 27.3 ft
10.0 ft	0.55 fc	29.6 ft 34.1 ft
12.0 ft	0.38 fc	35.5 ft 40.9 ft

■ Vert. Spread: 30°
■ Horiz. Spread: 30°

ZONAL LUMEN SUMMARY

Zone	Lumens	% Lamp	% Fixt
0-30	82.16	N.A.	26.00%
0-40	135.88	N.A.	43.00%
0-60	243.95	N.A.	77.20%
60-90	68.89	N.A.	21.80%
0-90	312.84	N.A.	99.00%
90-180	3.16	N.A.	1.00%
0-180	316.00	N.A.	100.00%

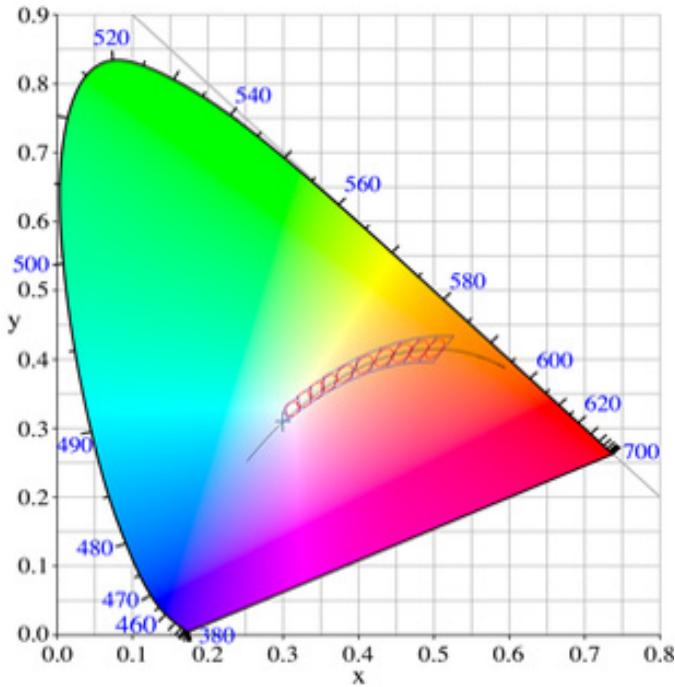
LUMENS PER ZONE

Zone	Lumens	% Lamp	% Fixt
0-10	10.11	N.A.	3.20%
10-20	28.76	N.A.	9.10%
20-30	43.61	N.A.	13.80%
30-40	53.72	N.A.	17.00%
40-50	56.56	N.A.	17.90%
50-60	51.51	N.A.	16.30%
60-70	39.82	N.A.	12.60%
70-80	22.75	N.A.	7.20%
80-90	6.32	N.A.	2.00%
90-100	0.00	N.A.	0.00%

SPECIFICATION

30x30 BEAM ANGLE - 6500K

CIE 1931 CHROMATICITY DIAGRAM



R VALUES

R1	R2	R3	R4	R5
86	90	90	87	86
R6	R7	R8	R9	R10
83	90	77	27	74
R11	R12	R13	R14	R15
87	56	88	95	83

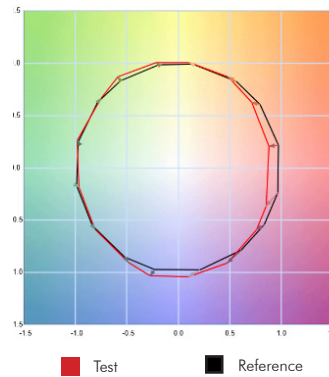
Coordinates

x: 0.2995 y: 0.3106 u: 0.1954 v: 0.4562

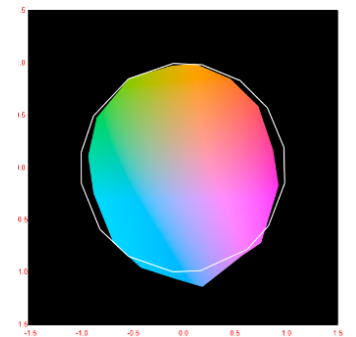
Efficacy (lm/W)	CRI	CQS	Rf	Rg	Flicker
100.50	86.15	82.61	81.81	95.85	0.06

TM30 DATA

Color Vector Graphic



Color Distortion Graphic



ILLUMINANCE AT A DISTANCE

	Center Beam FC	Beam Width
2.0 ft	15.11 fc	5.9 ft 6.8 ft
4.0 ft	3.78 fc	11.8 ft 13.6 ft
6.0 ft	1.68 fc	17.7 ft 20.5 ft
8.0 ft	0.94 fc	23.7 ft 27.3 ft
10.0 ft	0.60 fc	29.6 ft 34.1 ft
12.0 ft	0.42 fc	35.5 ft 40.9 ft

■ Vert. Spread: 30°
■ Horiz. Spread: 30°

ZONAL LUMEN SUMMARY

Zone	Lumens	% Lamp	% Fixt
0-30	89.70	N.A.	26.00%
0-40	148.35	N.A.	43.00%
0-60	266.34	N.A.	77.20%
60-90	75.21	N.A.	21.80%
0-90	341.55	N.A.	99.00%
90-180	3.45	N.A.	1.00%
0-180	345.00	N.A.	100.00%

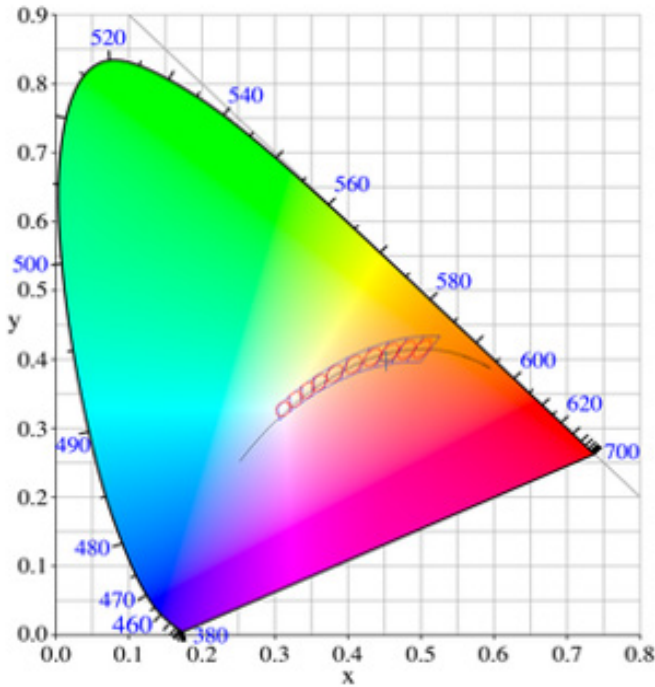
LUMENS PER ZONE

Zone	Lumens	% Lamp	% Fixt
0-10	11.04	N.A.	3.20%
10-20	31.40	N.A.	9.10%
20-30	47.61	N.A.	13.80%
30-40	58.65	N.A.	17.00%
40-50	61.76	N.A.	17.90%
50-60	56.24	N.A.	16.30%
60-70	43.47	N.A.	12.60%
70-80	24.84	N.A.	7.20%
80-90	6.90	N.A.	2.00%
90-100	0.00	N.A.	0.00%

SPECIFICATION

30x60 BEAM ANGLE - 2700K

CIE 1931 CHROMATICITY DIAGRAM



R VALUES

R1	R2	R3	R4	R5
91	98	91	91	93
R6	R7	R8	R9	R10
93	81	64	26	98
R11	R12	R13	R14	R15
96	88	94	96	82

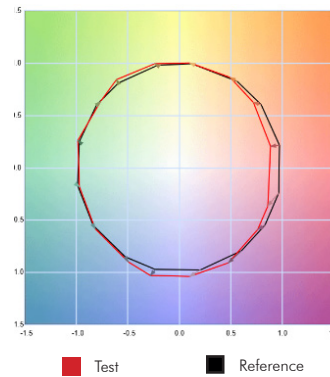
Coordinates

x: 0.4530 y: 0.3986 u: 0.2635 v: 0.5216

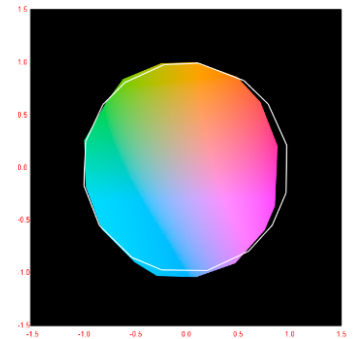
Efficacy (lm/W)	CRI	CQS	Rf	Rg	Flicker
90.70	87.79	86.73	87.61	98.99	0

TM30 DATA

Color Vector Graphic



Color Distortion Graphic



ILLUMINANCE AT A DISTANCE

	Center Beam FC	Beam Width
2.0 ft	12.17 fc	5.9 ft 6.8 ft
4.0 ft	3.04 fc	11.8 ft 13.6 ft
6.0 ft	1.35 fc	17.7 ft 20.5 ft
8.0 ft	0.76 fc	23.7 ft 27.3 ft
10.0 ft	0.49 fc	29.6 ft 34.1 ft
12.0 ft	0.34 fc	35.5 ft 40.9 ft

■ Vert. Spread: 30°
■ Horiz. Spread: 60°

ZONAL LUMEN SUMMARY

Zone	Lumens	% Lamp	% Fixt
0-30	72.28	N.A.	26.00%
0-40	119.54	N.A.	43.00%
0-60	214.62	N.A.	77.20%
60-90	60.60	N.A.	21.80%
0-90	275.22	N.A.	99.00%
90-180	2.78	N.A.	1.00%
0-180	278.00	N.A.	100.00%

LUMENS PER ZONE

Zone	Lumens	% Lamp	% Fixt
0-10	8.90	N.A.	3.20%
10-20	25.30	N.A.	9.10%
20-30	38.36	N.A.	13.80%
30-40	47.26	N.A.	17.00%
40-50	49.76	N.A.	17.90%
50-60	45.31	N.A.	16.30%
60-70	35.03	N.A.	12.60%
70-80	20.02	N.A.	7.20%
80-90	5.56	N.A.	2.00%
90-100	0.00	N.A.	0.00%

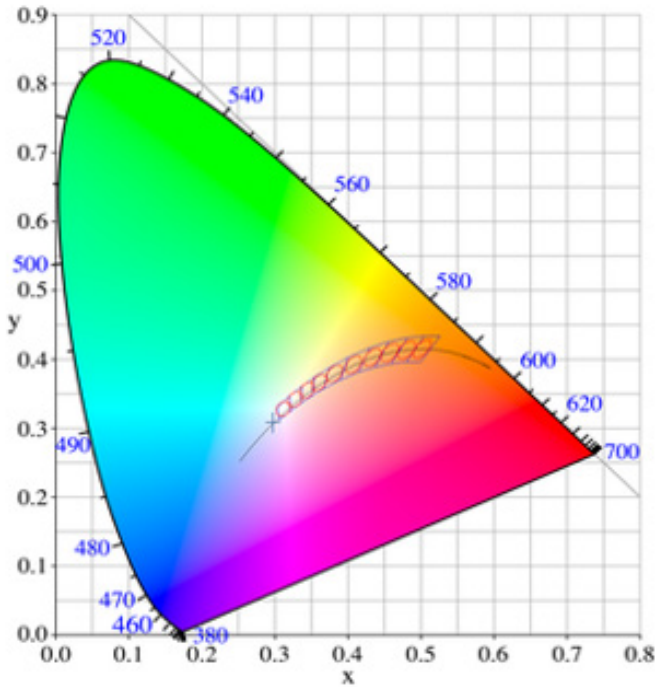
modaLIGHT®

SPECIFICATION

30x60 BEAM ANGLE - 6500K

CIE 1931 CHROMATICITY DIAGRAM

MODA 3D FLEX® WASH DYNAMIC WHITE



R VALUES

R1	R2	R3	R4	R5
87	90	90	87	86
R6	R7	R8	R9	R10
84	91	78	31	75
R11	R12	R13	R14	R15
88	56	88	95	84

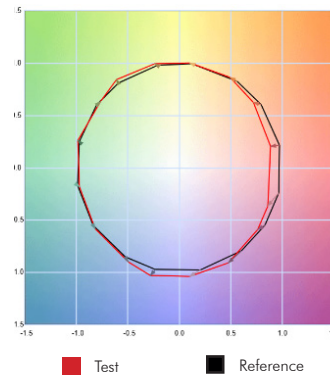
Coordinates

x: 0.2974 y: 0.3091 u: 0.1945 v: 0.4550

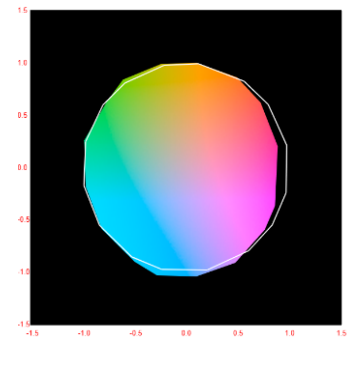
Efficacy (lm/W)	CRI	CQS	Rf	Rg	Flicker
90.70	86.73	83.32	82.31	96.02	0

TM30 DATA

Color Vector Graphic



Color Distortion Graphic



ILLUMINANCE AT A DISTANCE

	Center Beam FC	Beam Width
2.0 ft	13.53 fc	5.9 ft 6.8 ft
4.0 ft	3.38 fc	11.8 ft 13.6 ft
6.0 ft	1.50 fc	17.7 ft 20.5 ft
8.0 ft	0.85 fc	23.7 ft 27.3 ft
10.0 ft	0.54 fc	29.6 ft 34.1 ft
12.0 ft	0.38 fc	35.5 ft 40.9 ft

■ Vert. Spread: 30°
■ Horiz. Spread: 60°

ZONAL LUMEN SUMMARY

Zone	Lumens	% Lamp	% Fixt
0-30	80.34	N.A.	26.00%
0-40	132.87	N.A.	43.00%
0-60	238.55	N.A.	77.20%
60-90	67.36	N.A.	21.80%
0-90	305.91	N.A.	99.00%
90-180	3.09	N.A.	1.00%
0-180	309.00	N.A.	100.00%

LUMENS PER ZONE

Zone	Lumens	% Lamp	% Fixt
0-10	9.89	N.A.	3.20%
10-20	28.12	N.A.	9.10%
20-30	42.64	N.A.	13.80%
30-40	52.53	N.A.	17.00%
40-50	55.31	N.A.	17.90%
50-60	50.37	N.A.	16.30%
60-70	38.93	N.A.	12.60%
70-80	22.25	N.A.	7.20%
80-90	6.18	N.A.	2.00%
90-100	0.00	N.A.	0.00%

M3DFW - E - HO - Sx - x - BF - xx - MC - BF - xx - FC - 24V - DW2765K - F - 80 - xxFT-xxxIN - xxXxx
 A B C D E F G H I J K L M N O P Q

COMPLETE SKU SAMPLE: M3DFW-E-HO-S1-B-BF-06-MC-BF-06-FC-24V-DW2765K-F-80-00FT-9-3/16IN-20X20

A - FIXTURE

M3DFW - Moda 3D Flex Wash

B - LOCATION

E - Exterior

C - LIGHT OUTPUT

HO - High Output

D - SERIES NUMBER

Sx - Series 1

E - CASE FINISH

B - Black

W - White

F - INPUT FEED

BF - Bottom Feed

G - INPUT FEED LENGTH

06" - 24" - Cable / Connector Length**

H - INPUT FEED CONNECTOR

MC - Male Connector

I - OUTPUT FEED

BF - Bottom Feed

J - OUTPUT FEED LENGTH

06" - 24" - Cable / Connector Length**

K - OUTPUT FEED CONNECTOR

FC - Female Connector

EC - End Cap

L - VOLTAGE

24V - 24 Volts DC

M - CCT / COLOR

DW2765K - Dynamic White

N - DIFFUSER

F - Frosted

O - CRI

80 - Minimum 80 CRI

P - LENGTH

00FT-9-3/16IN - 9 3/16in (250mm)

01FT-7-11/16IN - 1ft 7 11/16in (500mm)

03FT-3-3/8IN - 3ft 3 3/8in (1250mm)

04FT-1-3/16IN - 4ft 1 3/16in (1244mm)

04FT-11-1/16IN - 4ft 11 1/16in (1500mm)

05FT-8-7/8IN - 5ft 8 7/8in (1750mm)

06FT-6-3/4IN - 6ft 6 3/4in (2000mm)

Q - BEAM ANGLE

30x30 - 30°x 30° Wash

30x60 - 30°x 60° Wash

** Select desired custom cable length from 06 to 24 inches in 1" increments (length includes cable and connector)

FIXTURE	DESCRIPTION	ORDERING SKU
MODA 3D Flex Wash Exterior High Output White 24V Bottom Feed 30°x30°	Dynamic White 27-65K 7.3W/FT IP67 80CRI	M3DFW-E-HO-Sx-W-cc-dd"-ee-ff-gg"-hh-24V-DW2765K-C-80-xxFT-xxxxxIN-30x30
MODA 3D Flex Wash Exterior High Output White 24V Bottom Feed 30°x60°	Dynamic White 27-65K 7.3W/FT IP67 80CRI	M3DFW-E-HO-Sx-W-cc-dd"-ee-ff-gg"-hh-24V-DW2765K-C-80-xxFT-xxxxxIN-30x60
MODA 3D Flex Wash Exterior High Output Black 24V Bottom Feed 30°x30°	Dynamic White 27-65K 7.3W/FT IP67 80CRI	M3DFW-E-HO-Sx-BK-cc-dd"-ee-ff-gg"-hh-24V-DW2765K-C-80-xxFT-xxxxxIN-30x30
MODA 3D Flex Wash Exterior High Output Black 24V Bottom Feed 30°x60°	Dynamic White 27-65K 7.3W/FT IP67 80CRI	M3DFW-E-HO-Sx-BK-cc-dd"-ee-ff-gg"-hh-24V-DW2765K-C-80-xxFT-xxxxxIN-30x60

ACCESSORIES	DESCRIPTION	ORDERING SKU
Leader Cable	MODA Leader Cable Silicon White Dynamic White 5 pin IP67 White & Gold Female Connector 6ft 3 core wire with White Yellow & Red wire for supply output	MLCF-LV-SIL-S1-W-GD-DW-WL-06FT-00IN
Terminator	Male Terminator White for IP67 plug	MT-LV-S1-WL-W
Jumper Cable	MODA Jumper Cable 1ft 5 pin Silicon White with IP67 White & Gold male & female connectors attached	MJC-LV-SIL-S1-W-UNI-WL-1FT
Jumper Cable	MODA Jumper Cable 4ft 5 pin Silicon White with IP67 White & Gold male & female connectors attached	MJC-LV-SIL-S1-W-UNI-WL-4FT
Leader Cable	MODA Leader Cable Silicon Black Dynamic White 5 pin IP67 Black & Gold Female Connector 6ft 3 core wire with White Yellow & Red wire for supply output	MLCF-LV-SIL-S1-B-GD-DW-WL-06FT-00IN
Terminator	Male Terminator Black for IP67 plug	MT-LV-S1-WL-B
Jumper Cable	MODA Jumper Cable 1ft 5 pin Silicon Black with IP67 Black & Gold male & female connectors attached	MJC-LV-SIL-S1-B-UNI-WL-1FT
Jumper Cable	MODA Jumper Cable 4ft 5 pin Silicon Black with IP67 Black & Gold male & female connectors attached	MJC-LV-SIL-S1-B-UNI-WL-4FT

3D BENDABLE TRACK	DESCRIPTION	ORDERING SKU
Silicone Bendable Mounting Track	3D Silicone Bendable Mounting Track 7 7/8" - White	M3DFGW-E-3DMT-W-200
Silicone Bendable Mounting Track	3D Silicone Bendable Mounting Track 1ft 7 11/16" - White	M3DFGW-E-3DMT-W-500
Silicone Bendable Mounting Track	3D Silicone Bendable Mounting 3ft 3 3/8" - White	M3DFGW-E-3DMT-W-1000
Silicone Bendable Mounting Track	3D Silicone Bendable Mounting 7 7/8" - Black	M3DFGW-E-3DMT-B-200
Silicone Bendable Mounting Track	3D Silicone Bendable Mounting 1ft 7 11/16" - Black	M3DFGW-E-3DMT-B-500
Silicone Bendable Mounting Track	3D Silicone Bendable Mounting 3ft 3 3/8" - Black	M3DFGW-E-3DMT-B-1000
Adjustable Mounting Arm	Dual Adjustable Mounting Arm 4-6in 180° Stainless Steel	M3DFGW-E-DAMA-100/150

FIXED AND BENDABLE TRACK	DESCRIPTION	ORDERING SKU
Aluminum Mounting Bracket	Fixed Mounting Bracket for 3D Flex 2" - Silver	M3DFGW-E-FMB
Aluminum Mounting Track	Fixed Mounting Track for 3D Flex 1ft 7 11/16" - Silver	M3DFGW-E-FMT-500
Aluminum Mounting Track	Fixed Mounting Track for 3D Flex 3ft 3 3/8" - Silver	M3DFGW-E-FMT-1000
Aluminum Mounting Track	Fixed Mounting Track for 3D Flex 6ft 6 3/4" - Silver	M3DFGW-E-FMT-2000
Aluminum Mounting Bracket with Raceway	Fixed Mounting Bracket for 3D Flex 2" - Silver	M3DFGW-E-FMBRW
Aluminum Mounting Track with Raceway	Fixed Mounting Track for 3D Flex 1ft 7 11/16" - Silver	M3DFGW-E-FMTRW-500
Aluminum Mounting Track with Raceway	Fixed Mounting Track for 3D Flex 3ft 3 3/8" - Silver	M3DFGW-E-FMTRW-1000
Aluminum Mounting Track with Raceway	Fixed Mounting Track for 3D Flex 6ft 6 3/4" - Silver	M3DFGW-E-FMTRW-2000
Bendable Serrated Aluminum Track- Horizontal	Horizontal Bend Mounting Track for 3D Flex 3ft 3 3/8" - Silver	M3DFGW-E-HBT-1000
Bendable Serrated Aluminum Track- Vertical	Vertical Bend Mounting Track for 3D Flex 3ft 3 3/8" - Silver	M3DFGW-E-VBT-1000
Adjustable Mounting Bracket	Rotary Mounting Bracket for Horizontal and Vertical mounting tracks - Silver	M3DFGW-E-RMB
Aluminum Bendable Glare Shield	Bendable Aluminum Glare Shield for horizontal bending of 3D Flex 3ft 3 3/8" - Silver	M3DFGW-E-BGS-1000
Aluminum Bendable Glare Shield	Bendable Aluminum Glare Shield for horizontal bending of 3D Flex 6ft 6 3/4" - Silver	M3DFGW-E-BGS-2000
Adjustable Mounting Arm	Dual Adjustable Mounting Arm 4-6in 180° Stainless Steel	M3DFGW-E-DAMA-100/150

DRIVERS	DESCRIPTION	ORDERING SKU
96W	100-277V 96W Class 2 Non-Dimming 24V DC Constant Voltage IP66 LED Driver with Junction Boxes	MPND96

CONTROLS	DESCRIPTION	PART NUMBER	ORDERING SKU
Kandi-Touch-Black	2 Universe DMX Wall Controller	KND-TCH-B	250-0040
Kandi-Touch-White	2 Universe DMX Wall Controller	KND-TCH-W	250-0041
Linear Drive 180	180W 4 Channel Constant Voltage DMX Interface	LD180	LD180
Shielded Cable 500ft	RS-458 Cable for DMX, 24 AWG stranded TC conductors, polyethylene insulation	BDL-9841-500FT	250-0251
Shielded Cable 1000ft	RS-458 Cable for DMX, 24 AWG stranded TC conductors, polyethylene insulation	BDL-9841-1000FT	250-0252